



2025

GOLF COURSE SIGNAGE & ACCESSORIES

CAST YOUR VISION



## OUR STORY

---



Major Markers was founded in 2006 in Muskegon, Michigan. Our family-owned company has deep roots in the metal casting industry that date back to the 1930's. Over the past 15 years we have evolved and expanded our products and capabilities by continuously upgrading manufacturing equipment and investing in our most valuable resource; our people. Major Markers has been built on our team's obsessive dedication to client satisfaction.

Innovative and creative ideas - combined with meticulous attention to detail - are the reason our products are featured prominently at the finest golf courses, private clubs, and residential neighborhoods around the world.

Uncompromising commitment to deliver the highest level of quality cast bronze and aluminum golf course signage is what our customers have come to expect. Our client brands are as important to us as our own, and you can be sure every project is unique. Let us help you "Cast Your Vision" and bring your ideas to life today!

### CONTACT INFORMATION

**1-800-705-1446**

Customer Service: 22

Graphics: 23 & 32



[WWW.MAJORMARKERS.COM](http://WWW.MAJORMARKERS.COM)



[WWW.SIGNATURESTREETSCAPES.COM](http://WWW.SIGNATURESTREETSCAPES.COM)



[WWW.PORTCITYARCHITECTURAL.COM](http://WWW.PORTCITYARCHITECTURAL.COM)



## CONTENTS

	PAGE
CAST METAL TEE SIGNS	4 - 8
COURSE DIRECTIONAL	10 - 13
FACILITY WAYFINDING	14 - 15
COURSE CONDITION SIGNS	16 - 17
PRACTICE AREA MARKERS	18 - 19
IN-GROUND YARDAGE MARKERS	20 - 25
TEE MARKERS	26 - 31
ENGRAVED PLASTIC	34 - 38
PRINTED SIGNS	40 - 41
CAST PLAQUES	42 - 49
MOUNTING STYLES & POST OPTIONS	50 - 55
COLOR & FINISH OPTIONS	56 - 57
A FEW THINGS TO REMEMBER...	58



## STANDARD TEE SIGNS

Cast metal tee signs add to the golfer's experience while playing your course. Cast bronze and aluminum tee signs not only help identify each hole, but they do it with distinction like no other material can. Choose from 10 standard shapes in 7 different sizes. Don't see what you like? We can help you create something truly unique to your facility, call us today!

**NOTE:** WHEN NO POSTS ARE NEEDED A DISCOUNT IS AVAILABLE FOR CAST METAL TEE SIGN ORDERS OF 18+ UNITS.

### BRONZE

SIZE	SIGNATURE	CLASSIC	IMPERIAL
10" X 16"	TS - 1016 - BZ	TC - 1016 - BZ	TI - 1016 - BZ
12" X 14"	TS - 1214 - BZ	TC - 1214 - BZ	TI - 1214 - BZ
12" X 18"	TS - 1218 - BZ	TC - 1218 - BZ	TI - 1218 - BZ
14" X 20"	TS - 1420 - BZ	TC - 1420 - BZ	TI - 1420 - BZ
14" X 22"	TS - 1422 - BZ	TC - 1422 - BZ	TI - 1422 - BZ
16" X 22"	TS - 1622 - BZ	TC - 1622 - BZ	TI - 1622 - BZ
18" X 24"	TS - 1824 - BZ	TC - 1824 - BZ	TI - 1824 - BZ

### ALUMINUM

SIZE	SIGNATURE	CLASSIC	IMPERIAL
10" X 16"	TS - 1016 - AL	TC - 1016 - AL	TI - 1016 - AL
12" X 14"	TS - 1214 - AL	TC - 1214 - AL	TI - 1214 - AL
12" X 18"	TS - 1218 - AL	TC - 1218 - AL	TI - 1218 - AL
14" X 20"	TS - 1420 - AL	TC - 1420 - AL	TI - 1420 - AL
14" X 22"	TS - 1422 - AL	TC - 1422 - AL	TI - 1422 - AL
16" X 22"	TS - 1622 - AL	TC - 1622 - AL	TI - 1622 - AL
18" X 24"	TS - 1824 - AL	TC - 1824 - AL	TI - 1824 - AL

# STANDARD TEE SIGN STYLES

## SIGNATURE

- Course Logo
- Hole Number
- Par Number



## IMPERIAL

- Course Logo
- Hole Number
- Par Number
- Tee Box Yardages
- Color Dots (optional)
- Hand-painted Hole Map



## CLASSIC

- Course Logo
- Hole Number
- Par Number
- Tee Box Yardages
- Color Dots (optional)



# FULL COURSE PACKAGES - 18 TEE SIGNS, POSTS & CAPS



## SIGNATURE SERIES

SIZE	BRONZE	ALUMINUM
10" X 16"	TSPKG-1016-BZ	TSPKG-1016-AL
12" X 18"	TSPKG-1218-BZ	TSPKG-1218-AL
14" X 20"	TSPKG-1420-BZ	TSPKG-1420-AL

## CLASSIC SERIES

SIZE	BRONZE	ALUMINUM
12" X 18"	TCPKG-1218-BZ	TCPKG-1218-AL
14" X 20"	TCPKG-1420-BZ	TCPKG-1420-AL
16" X 22"	TCPKG-1622-BZ	TCPKG-1622-AL


## IMPERIAL SERIES

SIZE	BRONZE	ALUMINUM
14" X 20"	TIPKG-1420-BZ	TIPKG-1420-AL
16" X 22"	TIPKG-1622-BZ	TIPKG-1622-AL
18" X 24"	TIPKG-1824-BZ	TIPKG-1824-AL


**NOTE:** Prices reflect packages including: 8'-0", 3" Square Posts, 3" Ball Cap Finial, & Direct Mounting  
For additional post options and prices see page : 53



DIRECT MOUNT



SIDE MOUNT



HANGER ARM MOUNT

## MOUNTING PACKAGES *(Includes 18 units)*

STYLE	PRODUCT ID
DIRECT MOUNT	MTG-DM
SIDE MOUNT	MTG-SM
HANGER MOUNT	MTG-HA

# TEE SIGN OPTIONS

## IMPERIAL HOLE MAPS

Send us your hole graphics and we can recreate them in rich dimensional detail cast directly into your tee signs.



## SPONSOR SIGNS

A great way to generate extra revenue or identify important donors. Sponsor signs can be mounted along side your tee signs in a variety of ways.

*NOTE: See page 48 for more details.*



## CUSTOM TEE SIGNS

Looking for something other than our standard designs? For the more particular customers seeking to complement the landscape and facility with a specific look, our graphics team can create a concept truly unique to your establishment. Call us with your ideas, we can help!



# SINGLE POST MOUNTED TEE SIGNS



## CLASSIC SERIES

SIZE	BRONZE	ALUMINUM
5" X 14"	TCSP-0514-BZ	TCSP-0514-AL
5" X 18"	TCSP-0518-BZ	TCSP-0518-AL

## SIGNATURE SERIES

SIZE	BRONZE	ALUMINUM
5" X 10"	TSSP-0510-BZ	TSSP-0510-AL
5" X 12"	TSSP-0512-BZ	TSSP-0512-AL



## IMPERIAL SERIES

SIZE	BRONZE	ALUMINUM
5" X 18"	TISP-0518-BZ	TISP-0518-AL
9" X 18"	TISP-0918-BZ	TISP-0918-AL

**LSC-TSSP - PATTERN SETUP CHARGE FOR ORDERS LESS THAN 18 UNITS**

NOTE: Call for pricing and availability on aluminum, plastic and IPE posts



# BALL WASHER OPTIONS



## 700 SERIES BALL WASHER

700 series (7.2 pints)

PRODUCT ID
BW-700-RED
BW-700-GREEN
BW-700-BLACK



## HEXAGON POST BASE

Cast aluminum free standing base with 42" length aluminum post and 2.375" diameter flat cap option

PRODUCT ID
BW-HEXBASE
BW-POST
FN-FLAT



## BALL WASHER PLUNGER REPAIR KIT

Includes brushes, drains and all required stainless hardware

PRODUCT ID
BW-RPR



## ALUMINUM BALL WASHER BRACKET

Fits most style ball washer units. *\*Includes fitter for round posts when requested*

PRODUCT ID
BW-BKT



## CUSTOM COPPER BALL WASHER MEDALLION (MIRROR IMAGE)

Designed to display your course logo, hole information or sponsor and donor information.

PRODUCT ID
BWM-CUS



## MIRROR IMAGE

Custom 16 gauge copper logo plaque. Please specify "flat back" or "bend to radius" at time of purchase. Great for logos with very fine detail.

PRODUCT ID
MIRROR



## COTTON TRI-FOLD TOWEL

Available in green or black

PRODUCT ID
BW-TW



## PLASTIC WASTE ENCLOSURE

10 gallon round recycled plastic waste enclosure. *18" diameter, 20" height Available in Black or Green*

PRODUCT ID
GL-TC10



## REFINE YOUR COURSE DIRECTION

Compliment the landscape of your course with cast bronze and aluminum directional signage. Cast metal signage is a tasteful and elegant way to communicate course direction with your patrons. Combine your logo with one of our many shapes and sizes available. Use up to 30 characters per sign (minimum letter size of 1”). All golfers, whether a club member, or a first-time visitor, will appreciate a well-marked golf course. Identify speed, play and other important areas of your course with prominent, yet, elegant signage. Sketch the desired layout of your sign and we will promptly provide drawings for your approval.

See our Gallery for more examples, pages 32-33 and 59-61



SIZE	BRONZE	ALUMINUM
6" X 12"	DS - 0612 - BZ	DS - 0612 - AL
8" X 10"	DS - 0810 - BZ	DS - 0810 - AL
8" X 12"	DS - 0812 - BZ	DS - 0812 - AL
9" X 12"	DS - 0912 - BZ	DS - 0912 - AL
10" X 12"	DS - 1012 - BZ	DS - 1012 - AL
10" X 14"	DS - 1014 - BZ	DS - 1014 - AL
12" X 14"	DS - 1214 - BZ	DS - 1214 - AL
12" X 16"	DS - 1216 - BZ	DS - 1216 - AL
12" X 18"	DS - 1218 - BZ	DS - 1218 - AL
12" X 20"	DS - 1220 - BZ	DS - 1220 - AL
14" X 20"	DS - 1420 - BZ	DS - 1420 - AL
14" X 22"	DS - 1422 - BZ	DS - 1422 - AL
16" X 22"	DS - 1622 - BZ	DS - 1622 - AL
18" X 24"	DS - 1824 - BZ	DS - 1824 - AL



### 12" STOP SIGN

DESCRIPTION	PRODUCT ID
BRONZE BRUSHED SATIN	SS - 1212 - BS
ALUMINUM WITH BRUSHED SATIN	SS - 1212 - AS
ALUMINUM WITH ROLLED GOLD	SS - 1212 - AG



### 18" STOP SIGN

DESCRIPTION	PRODUCT ID
BRONZE BRUSHED SATIN	SS - 1818 - BS
ALUMINUM WITH BRUSHED SATIN	SS - 1818 - AS
ALUMINUM WITH ROLLED GOLD	SS - 1818 - AG



### 18" YIELD SIGN

DESCRIPTION	PRODUCT ID
BRONZE BRUSHED SATIN	YS - 18 - BS
ALUMINUM WITH ROLLED BLACK	YS - 18 - AS



### GOLF CARTS STOP - 10" X 16"

DESCRIPTION	PRODUCT ID
BRONZE BRUSHED SATIN	TR - CART - BS
ALUMINUM WITH BRUSHED SATIN	TR - CART - AS
ALUMINUM WITH ROLLED GOLD	TR - CART - AG



### 12" CART CROSSING

DESCRIPTION	PRODUCT ID
BRONZE BRUSHED SATIN	TR - XING - BS
ALUMINUM WITH ROLLED BLACK	TR - XING - AS



### 12" PRIVATE PROPERTY - GOLF CARTS

DESCRIPTION	PRODUCT ID
BRONZE BRUSHED SATIN	PS - 12 - BZ
ALUMINUM WITH BRUSHED SATIN	PS - 12 - AS
ALUMINUM WITH ROLLED GOLD	PS - 12 - AG



### SPEED LIMIT\* - 12" X 14"

DESCRIPTION	PRODUCT ID
BRONZE BRUSHED SATIN	SPEED - 1214 - BZ
ALUMINUM BRUSHED SATIN	SPEED - 1214 - AS
ALUMINUM WITH ROLLED GOLD	SPEED - 1214 - AG

\* Choose speed number at time of order.



### PRIVATE PROPERTY - 14" X 9" OVAL

DESCRIPTION	PRODUCT ID
BRONZE BRUSHED SATIN	PP - OVAL - BZ
ALUMINUM BRUSHED SATIN	PP - OVAL - AS
ALUMINUM WITH ROLLED GOLD	PP - OVAL - AG



### PGA LOGO - 7" X 9.5"

DESCRIPTION	PRODUCT ID
BRONZE BRUSHED SATIN	PGA - PILL - BZ
ALUMINUM BRUSHED SATIN	PGA - PILL - AS
ALUMINUM WITH ROLLED GOLD	PGA - PILL - AG

\* Purchaser must have trademark approval prior to purchase.



**NO SOLICITORS - 14" X 7"**

DESCRIPTION	PRODUCT ID
BRONZE	NS-1407-BZ
ALUMINUM	NS-1407-AS
ALUMINUM WITH ROLLED GOLD	NS-1407-AG



**RESTROOM - 16" X 4"**

DESCRIPTION	PRODUCT ID
BRONZE	RR-1604-BZ
ALUMINUM	RR-1604-AS
ALUMINUM WITH ROLLED GOLD	RR-1604-AG



**PRO SHOP - 15" X 4"**

DESCRIPTION	PRODUCT ID
BRONZE	PRO-1504-BZ
ALUMINUM	PRO-1504-AS
ALUMINUM WITH ROLLED GOLD	PRO-1504-AG



**PRIVATE DRIVE - 18" X 12"**

DESCRIPTION	PRODUCT ID
BRONZE	PD-1812-BZ
ALUMINUM	PD-1812-AS
ALUMINUM WITH ROLLED GOLD	PD-1812-AG



**DO NOT ENTER - 18" X 12"**

DESCRIPTION	PRODUCT ID
BRONZE	DNE-1812-BZ
ALUMINUM	DNE-1812-AS
ALUMINUM WITH ROLLED GOLD	DNE-1812-AG



**TODAY'S CART RULES - 12" X 14"**

DESCRIPTION	PRODUCT ID
BRONZE	TCR-1214-BZ
ALUMINUM	TCR-1214-AS
ALUMINUM WITH ROLLED GOLD	TCR-1214-AG



**STAFF ONLY - 13" X 4"**

DESCRIPTION	PRODUCT ID
BRONZE	SO-1304-BZ
ALUMINUM	SO-1304-AS
ALUMINUM WITH ROLLED GOLD	SO-1304-AG



**NO PERSONAL COOLERS - 24" X 8"**

DESCRIPTION	PRODUCT ID
BRONZE	NPCA-2408-BZ
ALUMINUM	NPCA-2408-AS
ALUMINUM WITH ROLLED GOLD	NPCA-2408-AG



**SLIPPERY WHEN WET - 12" X 10"**

DESCRIPTION	PRODUCT ID
BRONZE	SLIP-1210-BZ
ALUMINUM	SLIP-1210-AS
ALUMINUM WITH ROLLED GOLD	SLIP-1210-AG



**LOCKER ROOM - 21" X 6"**

DESCRIPTION	PRODUCT ID
BRONZE	LOCK-2106-BZ
ALUMINUM	LOCK-2106-AS
ALUMINUM WITH ROLLED GOLD	LOCK-2106-AG



**MENS / LADIES ROOM - 13" X 4"**

DESCRIPTION	PRODUCT ID
BRONZE	ROOM-1304-BZ
ALUMINUM	ROOM-1304-AS
ALUMINUM WITH ROLLED GOLD	ROOM-1304-AG



**LADIES - 13" X 4" MEN'S - 10" X 4"**

DESCRIPTION	PRODUCT ID
BRONZE	LM-1304-BZ
ALUMINUM	LM-1304-AS
ALUMINUM WITH ROLLED GOLD	LM-1304-AG



**LADIES / GENTLEMEN - 13" X 4"**

DESCRIPTION	PRODUCT ID
BRONZE	LG-1304-BZ
ALUMINUM	LG-1304-AS
ALUMINUM WITH ROLLED GOLD	LG-1304-AG



**COURSE CONDITION SIGNS - 12" X 4"**

DESCRIPTION	PRODUCT ID
BRONZE	CC-1204-BZ
ALUMINUM	CC-1204-AS
ALUMINUM WITH ROLLED GOLD	CC-1204-AG



**GOLF PATH ONLY THIS HOLE - 13" X 7"**

DESCRIPTION	PRODUCT ID
BRONZE	CPOTH-1307-BZ
ALUMINUM	CPOTH-1307-AS
ALUMINUM WITH ROLLED GOLD	CPOTH-1307-AG





### REFLECTIVE TRAFFIC SIGNS

An effective yet economical way to add signage to busy areas of your facility. We can provide any standard DOT Traffic sign with the same reflectivity requirements specified by the Federal Government. Combined with decorative poles, bases and frames, you can maintain the distinctive look your facility demands.



### EXTRUDED ALUMINUM SIGN FRAMES



STOP	SQUARE	RECTANGLE	YIELD	DIAMOND
18" (SF-SS01)	24" (SF-SQ02)	12" X 6" (SF-RT01)	24" (SF-YD01)	18" (SF-DM01)
24" (SF-SS02)	30" (SF-SQ03)	12" X 18" (SF-RT02)	30" (SF-YD02)	24" (SF-DM02)
30" (SF-SS03)	36" (SF-SQ04)	18" X 24" (SF-RT03)	36" (SF-YD03)	30" (SF-DM03)
36" (SF-SS04)		24" X 30" (SF-RT04)		36" (SF-DM04)

# COURSE WAYFINDING OPTIONS

## POST & PANEL TRAFFIC SIGNS

Place signage in strategic positions to direct patrons when they are entering or leaving your facility. Our team can help find the best design solution and material to fit your needs and budget.



## STREET SIGNS

Point to specific areas or identify important street names easily and effectively. Many styles and material options available.



## CUSTOM CAST WAYFINDING

Our wayfinding packages use complimenting designs, materials, colors and styles which communicate an aesthetic sensibility, sense of purpose, and a welcoming feeling. We take your ideas and consider both the design and application of each sign to determine proper fonts, size and design layout to maximize effectiveness. We can also incorporate logos or custom graphics that will help add brand identity to your commercial or residential development.





### DYNAMIC SIGNAGE

Custom made to fit your courses message requirements. Our unique message slider system allows for quick and easy message changes to effectively communicate with your patrons.

- Pin Location
- Course Rule Signs
- Club Champions
- Driving Range
- Parking Designations



\*Custom Shape



SIZE	BRONZE	ALUMINUM
10" X 12"	CR - 1012 - BZ	CR - 1012 - AL
12" X 14"	CR - 1214 - BZ	CR - 1214 - AL
12" X 18"	CR - 1218 - BZ	CR - 1218 - AL
14" X 20"	CR - 1420 - BZ	CR - 1420 - AL
14" X 22"	CR - 1422 - BZ	CR - 1422 - AL
16" X 22"	CR - 1622 - BZ	CR - 1622 - AL
18" X 24"	CR - 1824 - BZ	CR - 1824 - AL



# QUICK CHANGE MESSAGE & NUMBER OPTIONS

Choose from our standard options below, or create your own unique message. Sliders are available in 2" height plates and a variety of lengths to fit your needs. Our slider plate system can easily be switched by sliding the appropriate message plates into anodized black extrusions that are attached to the surface of the sign face.



## 2" X 2" METAL NUMBERS

INDIVIDUAL NUMBERS	
BRONZE	ALUMINUM
NK-22-IN-BZ	NK-22-IN-AL
NUMBER KITS	
BRONZE	ALUMINUM
NK-22-11-BZ	NK-22-11-AL

## 4" X 3" METAL NUMBERS

INDIVIDUAL NUMBERS	
BRONZE	ALUMINUM
RP-43-BZ	RP-43-AL



## BRONZE & ALUMINUM MESSAGE PLATES - 6", 8", 10", 12"

SIZE	BRONZE	ALUMINUM
6" X 2"	RP-62-BZ	RP-62-AL
8" X 2"	RP-82-BZ	RP-82-AL
10" X 2"	RP-10-BZ	RP-10-AL
12" X 2"	RP-12-BZ	RP-12-AL

## CUSTOM MESSAGE - LSC-RP

8.0	10.5	90° RULE	USE 90° RULE	CART ON PATH	PATH ONLY	ROUGH ONLY
8.5	1	OPEN	CART PATH ONLY	OFF DUTY	90 DEGREE RULE	NO RESTRICTIONS
9.0	2	CLOSED	WINTER RULES	SCATTER	CART ON PATH ONLY	COURSE CLOSED
9.5	3	ON DUTY	SUMMER RULES	MATS	FAIRWAY ONLY	CHEMICALS APPLIED
10.0		LEFT	RIGHT	GRASS	WALKING ONLY	

## 1/8" ENGRAVED PLASTIC QUICK-CHANGE MESSAGE & NUMBER OPTIONS

NOTE: White plastic with engraved black copy, minimum order fee will apply.

2" X 2"	3" X 3"	2" X (6,8,10)" MESSAGE PLATE
NK-22-IN-PL (INDIVIDUAL NUMBER)	NK-33-IN-PL (INDIVIDUAL NUMBER)	RP-62-PL
NK-22-11-PL (NUMBER KIT 0-9)	NK-33-11-PL (NUMBER KIT 0-9)	RP-82-PL
SPECIFY NUMBERS AND MESSAGES WHEN ORDERING, SEE ABOVE. QUANTITY DISCOUNTS AVAILABLE, CALL FOR PRICING.		RP-102-PL



### IN-GROUND RANGE PLAQUES

Mow over Range Markers are a perfect way to identify targets on the practice area. Locate plaques in different locations in your practice area to let golfers know the distance to targets and flags. Choose from our standard flag options below or have one custom designed to fit your needs.



SIZE	BRONZE	ALUMINUM
12" X 14"	RM - 1214 - BZ	RM - 1214 - AL
12" X 18"	RM - 1218 - BZ	RM - 1218 - AL
14" X 20"	RM - 1420 - BZ	RM - 1420 - AL
14" X 22"	RM - 1422 - BZ	RM - 1422 - AL
16" X 22"	RM - 1622 - BZ	RM - 1622 - AL
18" X 24"	RM - 1824 - BZ	RM - 1824 - AL

# FLAG IDENTIFICATION RANGE MARKERS



## SMALL MARKER

3, 4, 5 Flags



## VERTICAL MARKER

6 to 7 Flags



## MEDIUM MARKER

Up to 5 Flags



## ROUND MARKER

Up to 7 Flags

SIZE	BRONZE	ALUMINUM	SIZE	BRONZE	ALUMINUM	SIZE	BRONZE	ALUMINUM	SIZE	BRONZE	ALUMINUM
5" X 7"	FF-3FLAG-BZ	FF-3FLAG-AL	5" X 12"	FF-6FLAG-BZ	FF-6FLAG-AL	10" X 8"	FF-1008-BZ	FF-1008-AL	10"	FF-10-BZ	FF-10-AL
5" X 9"	FF-4FLAG-BZ	FF-4FLAG-AL	5" X 13"	FF-7FLAG-BZ	FF-7FLAG-AL	12" X 10"	FF-1210-BZ	FF-1210-AL	11"	FF-11-BZ	FF-11-AL
5" X 10"	FF-5FLAG-BZ	FF-5FLAG-AL							12"	FF-12-BZ	FF-12-AL

### LSC-FF

\*Minimum order quantity of 6 to wave logo setup fee

## PUTTING GREEN HEADS & STICK OPTIONS

Standard 3.5" diameter putting green heads are available in bronze & aluminum. Both are available with a variety of accessories including cup bases and flag sticks, call us for all available options. Setup charges will apply for orders of less than 9 units.



Call for pricing on custom putting green head shapes.

### 3.5" STANDARD PUTTING GREEN HEAD

BRONZE	ALUMINUM
PGH-35-BZ	PGH-35-AL

### LSC-PGH

\*Minimum order quantity of 9 to wave logo setup fee



### BRONZE

BZ-BASE



### ALUMINUM

AL-BASE

\*Cup Bases are custom drilled for order, please advise hole/tap size requirements



Tournament flag sticks available in single and multi-color versions

### PRODUCT ID

ROD-JTR-A

ROD-JTR-B



### MARK YOUR COURSE WITH SIGNAGE THAT LASTS

In-Ground Yardage markers are an essential element of play for any golf course. Properly marked courses can speed the pace of play and make for a more enjoyable golf experience. Multiple border options are available at no additional cost, please specify your preference at time of order.



#### IN-GROUND MOUNT

Raised threaded bosses on back of marker sent with 2.5" length 1/4-20 stainless steel studs.

*\*Standard raised border option will be used if not specified*



\*RAISED

NO BORDER

BROKEN BORDER



### CUSTOM FONTS

Our standard font is "Century Old Style" for cast In-Ground markers. If you prefer another font style for your markers, in order to match an existing marker or coincide with your brand image, we can accommodate. A one-time setup charge to produce the custom font will be added, see below. Minimum number/character size is 1" height.

SET-CF

*NOTE: Minimum character heights may be required*



**CIRCLE**

*Shown: Crimson Red / Polished Aluminum*

SIZE	BRONZE	ALUMINUM
5"	MAC-05-BZ	MAC-05-AL
6"	MAC-06-BZ	MAC-06-AL
7"	MAC-07-BZ	MAC-07-AL
8"	MAC-08-BZ	MAC-08-AL
10"	MAC-10-BZ	MAC-10-AL
12"	MAC-12-BZ	MAC-12-AL



**SQUARE**

*Shown: Antique / Polished Bronze*

SIZE	BRONZE	ALUMINUM
5" X 5"	MAS-55-BZ	MAS-55-AL
6" X 6"	MAS-66-BZ	MAS-66-AL
7" X 7"	MAS-77-BZ	MAS-77-AL
8" X 8"	MAS-88-BZ	MAS-88-AL
10" X 10"	MAS-10-BZ	MAS-10-AL
12" X 12"	MAS-12-BZ	MAS-12-AL



**RECTANGLE**

*Shown: Capri Blue / Polished Bronze*

SIZE	BRONZE	ALUMINUM
5" X 3"	MAR-53-BZ	MAR-53-AL
6" X 4"	MAR-64-BZ	MAR-64-AL
7" X 5"	MAR-75-BZ	MAR-75-AL
8" X 6"	MAR-86-BZ	MAR-86-AL
9" X 7"	MAR-97-BZ	MAR-97-AL
10" X 7"	MAR-17-BZ	MAR-17-AL
10" X 8"	MAR-18-BZ	MAR-18-AL



**OVAL**

*Shown: Gloss Black / Rolled Gold on Aluminum*

SIZE	BRONZE	ALUMINUM
5" X 3"	MAO-53-BZ	MAO-53-AL
6" X 4"	MAO-64-BZ	MAO-64-AL
7" X 4"	MAO-74-BZ	MAO-74-AL
7" X 5"	MAO-75-BZ	MAO-75-AL
8" X 6"	MAO-86-BZ	MAO-86-AL
10" X 7"	MAO-17-BZ	MAO-17-AL
10" X 8"	MAO-18-BZ	MAO-18-AL

*NOTE: See page 22 for logo setup charges.*

# LOGO MARKERS



## CIRCLE

SIZE	BRONZE	ALUMINUM
5"	LMC-05-BZ	LMC-05-AL
6"	LMC-06-BZ	LMC-06-AL
7"	LMC-07-BZ	LMC-07-AL
8"	LMC-08-BZ	LMC-08-AL
10"	LMC-10-BZ	LMC-10-AL
12"	LMC-12-BZ	LMC-12-AL



## SQUARE

SIZE	BRONZE	ALUMINUM
5" X 5"	LMS-55-BZ	LMS-55-AL
6" X 6"	LMS-66-BZ	LMS-66-AL
7" X 7"	LMS-77-BZ	LMS-77-AL
8" X 8"	LMS-88-BZ	LMS-88-AL
10" X 10"	LMS-10-BZ	LMS-10-AL
12" X 12"	LMS-12-BZ	LMS-12-AL



## RECTANGLE

SIZE	BRONZE	ALUMINUM
5" X 3"	LMR-53-BZ	LMR-53-AL
6" X 4"	LMR-64-BZ	LMR-64-AL
7" X 5"	LMR-75-BZ	LMR-75-AL
8" X 6"	LMR-86-BZ	LMR-86-AL
9" X 7"	LMR-97-BZ	LMR-97-AL
10" X 7"	LMR-17-BZ	LMR-17-AL
10" X 8"	LMR-18-BZ	LMR-18-AL



## OVAL

SIZE	BRONZE	ALUMINUM
5" X 3"	LMO-53-BZ	LMO-53-AL
6" X 4"	LMO-64-BZ	LMO-64-AL
7" X 4"	LMO-74-BZ	LMO-74-AL
7" X 5"	LMO-75-BZ	LMO-75-AL
8" X 6"	LMO-86-BZ	LMO-86-AL
10" X 7"	LMO-17-BZ	LMO-17-AL
10" X 8"	LMO-18-BZ	LMO-18-AL

**\*\*NOTE\*\*:** Logo marker prices reflect either panel mount or screw mount. Please specify when ordering.  
\*For more information about mounting see page 50.

## CUSTOMIZED OPTIONS

Whatever your marker needs, we can accommodate. Custom sizes, shapes, fonts, logos or mountings, we have provided a variety of helpful solutions to customers over the years. Call us with your ideas, or questions and we will be happy to assist finding a solution that works for you.



**CALL FOR PRICING**

## LOGO SETUP CHARGES FOR IN-GROUND & LOGO MARKERS

Choose from any of the standard shape and size options from pages 21 & 22. Calculate the setup charge for your marker based on total square inches and see corresponding charges listed below. There is a one-time setup charge for any unique logo, setup is waived on orders of more than 30 units.

SMALL LOGO	MEDIUM LOGO	LARGE LOGO
20 SQUARE INCHES	41-70 SQUARE INCHES	71-140 SQUARE INCHES
<b>LSC-MKR</b>	<b>LSC-MKR2</b>	<b>LSC-MKR3</b>

**30+ MARKERS PURCHASED  
SETUP CHARGES WAIVED**



## FAIRWAY PLATES

Cast metal mow-over fairway yardage plates are highly visible to golfers and help speed the pace of play. Choose from our standard sizes shown on page 21, or let us customize one for you.



## ROUND TEE DISTANCE

SIZE	BRONZE	ALUMINUM
6"	TDM-06-BZ	TDM-06-AL
8"	TDM-08-BZ	TDM-08-AL
10"	TDM-10-BZ	TDM-10-AL
<b>LSC-TDM</b>		



## RECTANGLE TEE DISTANCE

SIZE	BRONZE	ALUMINUM
8" X 6"	TDM-1006-BZ	TDM-1006-AL
10" X 8"	TDM-1008-BZ	TDM-1008-AL
12" X 10"	TDM-1210-BZ	TDM-1210-AL
<b>LSC-TDM</b>		



## BEVELED MARKER

High polished beveled border with rich depth available in both bronze and aluminum

SIZE	BRONZE	ALUMINUM
6"	BEV-06-BZ	BEV-06-AL
8"	BEV-08-BZ	BEV-08-AL
10"	BEV-10-BZ	BEV-10-AL
10" X 8"	BEV-108-BZ	BEV-108-AL
<b>LSC-BEV</b>		



## TEE BOX YARDAGE MARKER

Identify tee boxes with color dots and the distance to green. Add your logo or custom text, setup charges may apply.

SIZE	BRONZE	ALUMINUM
8"	TBM-08-BZ	TBM-08-AL
10"	TBM-10-BZ	TBM-10-AL



## CUSTOM ONE LINE OF TEXT OPTIONS

"One-liners" are our specialty. Need to inform golfers of a hazard or specific distance on a hole? We can add one line of unique text for a small charge.

*NOTE: Maximum 18 characters (including spaces)*

**SET-TX**

# CART PATH MARKERS



Shown: 26077 Dark Bronze / Polished Bronze



Shown: Black / Polished Aluminum

## BRONZE PYRAMID

PRODUCT ID	CUSTOM - BZ
PYZ-0-BZ	PYZ-CUS-BZ

## ALUMINUM PYRAMID

PRODUCT ID	CUSTOM - AL
PYZ-0-AL	PYZ-CUS-AL

Cart Path markers come in standard yardages: 100, 150, 200, 250. Custom yardages are available for an additional charge, see above. Specify background colors from page 57 when placing order. Pyramid markers come standard with two threaded studs for mounting.

Marker measurements: 9" (l) x 5.25" (w) x 1.25" (h)



## ARROWHEADS

Solid cast aluminum arrow with stainless steel spike mounting. Specify color from page 57.

PRODUCT ID
SC-AR
POWDER



## ARROW WITH OVAL

8" x 5" cast aluminum arrow with stainless steel spike mounting. Hollow oval cast on both sides.

PRODUCT ID
SC-AR
POWDER
SC-OVAL



## CART WITH ARROW

7" x 4" cast bronze or aluminum with stainless steel spike mounting.

ARROW	BRONZE	ALUMINUM
LEFT	MIC-L-BZ	MIC-L-AL
RIGHT	MIC-R-BZ	MIC-R-AL

NOTE: Arrowheads and Arrow with Oval can be drilled with a second spike for no additional cost. Please note at time of order



# MOBILE INFO SIGNS



## MOBILE INFO ARROWS

10" X 4"		
MESSAGE	BRONZE	ALUMINUM
CARTS (LEFT)	MIA-CL-BZ	MIA-CL-AL
CARTS (RIGHT)	MIA-CR-BZ	MIA-CR-AL
NEXT TEE (LEFT)	MIA-NTL-BZ	MIA-NTL-AL
NEXT TEE (RIGHT)	MIA-NTR-BZ	MIA-NTR-AL

## MOBILE INFO BELL END

10" X 5"	
BRONZE	ALUMINUM
MIB-BELL-BZ	MIB-BELL-AL

## MOBILE INFO RECTANGLE

10" X 5"	
BRONZE	ALUMINUM
MIR-RECT-BZ	MIR-RECT-AL

CHOOSE A NUMBER FROM THE LIST BELOW TO SELECT THE MESSAGE SHOWN ON SIGN

NOTE: Double sided options are available upon request. Design modifications may be required. Call for quote.

## STANDARD MESSAGES

NO CARTS 1001	KEEP CARTS ON PATHS 1002	PLEASE KEEP OFF 1003	IRONS ONLY 1004	USE 90 RULE 1005
←NEXT TEE 1006	NEXT TEE → 1007	CARTS → 1008	←CARTS 1009	NO CHIPPING 1010
REPAIR BALL MARKS 1011	SLOW 1012	NO CARTS BEYOND HERE 1013	CART PATH ONLY 1014	DROP AREA 1015

LSC-MI - CUSTOM MESSAGE SETUP CHARGE

**CENTENNIAL TEE MARKERS \***



**SHAPE 1**



SIZE	BRONZE	ALUMINUM
4" X 6"	TM-01-A-BZ	TM-01-A-AL
5" X 7"	TM-01-B-BZ	TM-01-B-AL

**SHAPE 2**



SIZE	BRONZE	ALUMINUM
6" X 4"	TM-02-A-BZ	TM-02-A-AL
7" X 5"	TM-02-B-BZ	TM-02-B-AL

**SHAPE 3**



SIZE	BRONZE	ALUMINUM
4" X 6"	TM-03-A-BZ	TM-03-A-AL
5" X 7"	TM-03-B-BZ	TM-03-B-AL

**SHAPE 4**



SIZE	BRONZE	ALUMINUM
6" X 4"	TM-04-A-BZ	TM-04-A-AL
7" X 5"	TM-04-B-BZ	TM-04-B-AL

**SHAPE 5**



SIZE	BRONZE	ALUMINUM
5"	TM-05-A-BZ	TM-05-A-AL
6"	TM-05-B-BZ	TM-05-B-AL

**SHAPE 6**



SIZE	BRONZE	ALUMINUM
5"	TM-06-A-BZ	TM-06-A-AL
6"	TM-06-B-BZ	TM-06-B-AL

**SHAPE 7**



SIZE	BRONZE	ALUMINUM
4" X 6"	TM-07-A-BZ	TM-07-A-AL
5" X 7"	TM-07-B-BZ	TM-07-B-AL

**SHAPE 8**



SIZE	BRONZE	ALUMINUM
6" X 4"	TM-08-A-BZ	TM-08-A-AL
7" X 5"	TM-08-B-BZ	TM-08-B-AL



**Custom Shapes Available - Call for Pricing**  
 Setup charge will apply to all orders  
 (including reorders) with less than 30 units

**LSC-TM**

\* Double Sided \* All tee markers come assembled with (x2) 1/4-20 4" length stainless steel spikes



## LOLLYPOP TEE MARKER

Mounting spikes are cast into marker for easy and durable mounting. Use our standard 5" diameter shape shown to the left, or call us for custom shape and size options.

SIZE	BRONZE	ALUMINUM
5" SINGLE-SIDED	LTM-BZ	LTM-AL
5" DOUBLE-SIDED	LTM-BZ	LTM-AL
<b>LSC-LTM</b> SETUP CHARGES WAIVED 30+ MARKERS PURCHASED		



## VERTICAL WEDGE TEE MARKER

Vertical wedge tee markers are available with both bronze and aluminum plates attached. Choose from 9 standard plastic wedge colors shown below. Includes (x2) screws with painted heads to match.

SIZE	BRONZE	ALUMINUM
3.25" X 4"	TM-PED-BZ	TM-PED-AL
3.25" X 4" PLAQUE ONLY	TM-VM-BZ	TM-VM-AL



<b>LSC-PED</b> SETUP CHARGES WAIVED 20+ MARKERS PURCHASED		
--	--	--



### TOURNAMENT TEE MARKERS

Large double-sided monument style tee markers are available in cast aluminum. Markers are mounted with two stainless steel spikes.

SIZE	PRODUCT ID
12" X 6.5"	TM-TOURN
<b>LSC-TTM</b>	
<i>SETUP CHARGES WAIVED 20+ MARKERS PURCHASED</i>	



### MULTI-COLOR FINISH OPTION

Identify your tee box with color! We can incorporate additional colors into your marker design. See page 57 for standard color options or specify your Pantone color and we can match it. Charge will apply for each unique color added to your markers design, call us for pricing and details on markers using more than 3 colors.

**MKR-COL** - (see page 57 for options)

# CUSTOM TEE MARKERS



## WEDGE STYLE TEE MARKER

Add your logo to these classic markers and refine the appearance of every tee box. Mounted with (x1) 5/16-18 5" length stainless steel spike provided.

Measurements: 6" diameter, 3.5" height at peak

SIZE	BRONZE	ALUMINUM
6"	WEDGE-BRONZE	WEDGE-ALUMINUM
<b>LSC-WEDGE</b> LOGO SETUP CHARGES WAIVED 20+ MARKERS PURCHASED		



## STAINLESS SPIKE ANGLED TEE MARKER

Cast Stainless Steel Tee Marker with a 5" length spike for angled mounting. Can be powder coated with any of our standard powder coat colors from page 57. A bronze or aluminum medallion is attached to the face. Medallion backgrounds can be painted and polished with any of the standard background colors. Add your logo to these classic markers and refine the appearance of every tee box.

Measurements: 6.25" width, 6.75" height, and 5.25" depth



\* View of Back

## CUSTOM TEE MARKERS

Call with your ideas, we can help make them reality. One-time pattern setup charge may apply based on quantity. We can work with logos or special symbols to help create a concept tee marker unique to your establishment.



\* Single Sided

BRONZE	ALUMINUM
TM-SS-Bronze	TM-SS-Aluminum
<b>CUSTOM-SETUP CHARGE</b> SETUP CHARGES WAIVED 40+ MARKERS PURCHASED	



### LASER CUT TEE MARKERS

Our Laser Cut Tee Markers are made of 11 gauge (~0.125" thick) stainless steel. These tee markers are designed to withstand the elements and can be made into virtually any shape! Laser Markers can be powder coated in a multitude of colors. See page 57 for options. Upgrade your course with these high-quality tee markers that combine functionality with lasting visual appeal.

SIZE	PRODUCT ID
UP TO 80 SQUARE INCHES	Laser-TeeMKR
<b>Laser-TeeMKR-SETUP</b> SETUP CHARGES WAIVED 20+ MARKERS PURCHASED	





## LASER CUT TEE DIVIDERS

This sleek NEW tee divider is made of 11 gauge (~0.125" thick) stainless steel, and powder coated for superior longevity. The dimensions are 42"L x 3.5"W x 3.5"D (10lbs) and angled at 90 degrees. The logo is laser engraved on both sides. **\*\*NOTE\*\*** Minimum of 10 per order, per occurrence.



SIZE	PRODUCT ID
42" X 3.5" X 3.5"	Tee Divider

\* No logo set up charges, see minimum order requirements. Price includes powder coating with any standard RAL color from page 57, additional charges apply for custom colors.



**CUSTOM ENTRY SIGN, ALUMINUM**

Shown in Black / Polished Raised Areas

SEE PAGE 44-47



**SINGLE POST MOUNTED TEE SIGN**

Shown in Crimson Red / Rolled White Raised Areas

SEE PAGE 8



**CUSTOM HDPE SIGN**

Shown in Blue, White, Blue

SEE PAGES 34-35



**ALUMINUM DIRECTIONAL SIGN**

Shown in Black / Polished Raised Areas

SEE PAGES 10-13



**BRONZE TEE SIGN, SIGNATURE SERIES**

Shown in Black / Polished Raised Areas

SEE PAGES 4-8



**CUSTOM FAIRWAY MARKER, ALUMINUM**

Shown in American Blue / Rolled White Raised Areas

SEE PAGES 23



**IN-GROUND YARDAGE MARKER, BRONZE WITH 3D LOGO**

Shown in Black / Polished Raised Areas

SEE PAGES 20-23



**MULTI-FINISH TEE MARKER, BRONZE**

Shown in Deep Green / Antique Bronze  
With Polished Raised Areas

SEE PAGES 26-29





**CUSTOM CAST ALUMINUM SPIKE MARKER**

Shown in Black / Polished Raised Areas

SEE PAGE 29



**LOLLYPOP TEE MARKER, BRONZE**

Shown in Crimson Red / Polished Raised Areas

SEE PAGE 27



**LASER CUT TEE MARKER**

Shown in RAL 5002 (red) Powder Coat

SEE PAGES 4-8



**CAST PLAQUE, BRONZE**

Shown in Antique Bronze / Polished Raised Areas

SEE PAGES 44-47



**CUSTOM PLAQUE ALUMINUM**

Shown in Pewter / Satin Clear Coat


SEE PAGES 38-43



**ARROWHEAD MARKER, ALUMINUM**

Shown in Standard Powder Coat Finishes

SEE PAGE 24



**IN-GROUND YARDAGE MARKER**

Shown in Black / Polished Raised Area

SEE PAGE 20-21



**TEE SIGN, CLASSIC SERIES, ALUMINUM**

Shown in Black / Polished Raised Areas  
Custom Tee Box Identification Flags

SEE PAGES 4-8



### STABILITY & DISTINCTION

Custom engraved plastic signs are an appealing yet economical way to mark your course. Choose from our standard shapes and sizes shown, or send us your idea, the possibilities are endless. Several options are available for adding logos and other visual elements. Call us with your ideas and make them a reality today!

### BORDER STYLES



INSET BORDER

NO BORDER

DOUBLE LINE

### SHAPES & COLORS

For custom shapes or layouts, please provide us with a hand sketch. We can create full color renderings for your approval once provided with required information.



GREEN  
WHITE  
GREEN

GREEN  
TAN  
GREEN

TAN  
GREEN  
TAN

WHITE  
GREEN  
WHITE

BROWN  
WHITE  
BROWN

BLACK  
WHITE  
BLACK

WHITE  
BLACK  
WHITE

RED  
WHITE  
RED

BLUE  
WHITE  
BLUE

YELLOW  
BLACK  
YELLOW

# ENGRAVED TEE SIGN PACKAGES - INCLUDES 18 SIGNS

## CLASSIC

SIZE	PRODUCT ID
15" X 19"	PKG-PLS-1519-CS
18" X 24"	PKG-PLS-1824-CS
24" X 30"	PKG-PLS-2430-CS

## SIGNATURE

SIZE	PRODUCT ID
15" X 19"	PKG-PLS-1519-SS
18" X 24"	PKG-PLS-1824-SS
24" X 30"	PKG-PLS-2430-SS



## IMPERIAL

SIZE	PRODUCT ID
15" X 19"	PKG-PLS-1519-IS
18" X 24"	PKG-PLS-1824-IS
24" X 30"	PKG-PLS-2430-IS



*NOTE: Prices reflect packages including: Screw Mounting (x2) #10 - 1" Oval head provided unless specified. See page 50 for more information.*

# TAILOR MADE TEE SIGN OPTIONS - DESIGN YOUR OWN

SIZE	PRODUCT ID - DESCRIPTION
12" X 18"	HDPE-1218 - .500" THICKNESS ENGRAVED PLASTIC
14" X 20"	HDPE-1420 - .500" THICKNESS ENGRAVED PLASTIC
16" X 22"	HDPE-1622 - .500" THICKNESS ENGRAVED PLASTIC
18" X 24"	HDPE-1824 - .500" THICKNESS ENGRAVED PLASTIC
20" X 26"	HDPE-2026 - .500" THICKNESS ENGRAVED PLASTIC
22" X 28"	HDPE-2228 - .500" THICKNESS ENGRAVED PLASTIC
24" X 30"	HDPE-2430 - .500" THICKNESS ENGRAVED PLASTIC
30" X 40"	HDPE-3040 - .750" THICKNESS ENGRAVED PLASTIC
32" X 42"	HDPE-3242 - .750" THICKNESS ENGRAVED PLASTIC
34" X 46"	HDPE-3446 - .750" THICKNESS ENGRAVED PLASTIC
36" X 48"	HDPE-3648 - .750" THICKNESS ENGRAVED PLASTIC
40" X 48"	HDPE-4048 - .750" THICKNESS ENGRAVED PLASTIC



## ENGRAVED LOGOS

Your logo can be precision cut directly into the sign board.

**PLS-ENG**



## INSET LEXAN LOGO

UV stable color graphics are reverse printed on a protective shield and embedded into the sign.

**PLS-INSET**



## RESIN COLOR FILL

Add color to your plastic signs with our unique resin process.

**PLS-RESIN / PER COLOR PER SIGN**



## CUSTOM HOLE MAP

Hole maps are added to sign with engraved or inset options depending on the level of detail.

**PLS-MAP**



## PACE OF PLAY SIGN - TODAY'S COURSE RULES - CLOCK

Available in the color options shown on page 34. Signs include 12" weatherproof clock mounted to sign face, which is accessible from the back of sign. Advise mounting when ordering.

14" X 24"	14" X 24"	14" X 24"	24" X 36"
PLS-S1200-A	PLS-S1200-B	PLS-S14006P	PLS-S1400

## COURSE AND FAIRWAY SIGNS

15" x 9" engraved laminated plastic Fairway Signs. For custom messages refer to the setup charge shown below. Comes single sided with spike mounting, other mounting options available upon request.

PRODUCT ID
PLS-LG-GREEN

Green / White / Green - Engraved

LSC-CAF
---------



## STOP SIGNS

Engraved 1/2" thick HDPE stop sign, includes stainless steel mounting screws.

SIZE	PRODUCT ID
12"	PLS-FF-12
18"	PLS-FF-18
24"	PLS-FF-24
30"	PLS-FF-30



## STANDARD MESSAGES

001	BAG DROP	019	← HOLE 10	037	NO METAL SPIKES
002	← BAG DROP	020	HOLE 10 →	038	PARK GOLF CARTS HERE
003	BAG DROP →	021	HOLE 10 ↑	039	PLEASE KEEP OFF
004	BAG DROP ↑	022	IRONS ONLY	040	PLEASE RAKE TRAP
005	CART PATH ONLY THIS HOLE	023	KEEP CARTS 30 FEET FROM GREEN	041	PRIVATE PROPERTY KEEP OUT
006	CARTS ↔	024	KEEP CARTS OFF APRONS	042	PUTTING GREEN CLOSED
007	← CARTS	025	KEEP CARTS ON PATH	043	RANGE CLOSED
008	CARTS →	026	KEEP CARTS OUT OF NATIVE GRASS	044	REPAIR BALL MARKS ON GREEN
009	CHEMICALS APPLIED TODAY	027	KEEP PACE OF PLAY	045	REPLACE DIVOTS
010	CLOSED	028	LESSONS ONLY	046	RESERVED PARKING
011	DROP AREA	029	MATS ONLY	047	RESTROOM
012	← EXIT	030	NATURAL AREA	048	SCATTER
013	EXIT →	031	← NEXT TEE	049	SLOW
014	EXIT ↑	032	NEXT TEE →	050	SUMMER RULES
015	GROUND UNDER REPAIR	033	NEXT TEE ↑	051	USE 90 RULE
016	HOLE ↑	034	NO CARTS	052	VALET PARKING
017	← HOLE 1	035	NO CARTS BEYOND THIS POINT	053	WET AREA
018	HOLE 1 →	036	NO CHIPPING	054	WINTER RULES

# EASEL SIGNS



“Today’s Yardage” & “Golf Time” easels are made from 1/2” recycled plastic. Flags are filled with our special resin and your choice of color. Each easel is mounted with an aluminum hinge design for an easy to move and store design. See the standard layouts below or call us with your needs. We can customize any easel to meet your requirements.

## 16 X 24 EASEL WITH CLOCK

SINGLE SIDED	PRODUCT ID
GOLF TIME WITH 12" DIAMETER CLOCK	PC-GC300
DOUBLE SIDED	PRODUCT ID
GOLF TIME WITH 12" DIAMETER CLOCK	PC-GC301



## 16 X 24 TODAY'S YARDAGES

SINGLE SIDED	PRODUCT ID
3 FLAG	PC-ES351-3
4 FLAG	PC-ES351-4
DOUBLE SIDED	PRODUCT ID
3 FLAG	PC-ES351-3D
4 FLAG	PC-ES351-4D

## CLOCKS

PRODUCT ID
CLK-12
CLK-18

## 22 X 32 TODAY'S YARDAGES

SINGLE SIDED	PRODUCT ID
4 FLAG	PC-ES350-4
5 FLAG	PC-ES350-5
6 FLAG	PC-ES350-6
7 FLAG	PC-ES350-7
DOUBLE SIDED	PRODUCT ID
4 FLAG	PC-ES350-4D
5 FLAG	PC-ES350-5D
6 FLAG	PC-ES350-6D
7 FLAG	PC-ES350-7D

CAN BE ADDED TO CAST METAL SIGNS FOR AN ADDITIONAL CHARGE.

## COURSE INFORMATION SIGNS



### ENVIRONMENTAL SIGNS

24" x 12" engraved laminate plastic signs available in two messages, see below.

**ENVIRONMENTALLY  
PROTECTED AREA  
DO NOT ENTER**

ENV-1

**ENVIRONMENTALLY  
PROTECTED AREA  
NO CARTS**

ENV-2

SIZE	PRODUCT ID
24" X 12"	PLS-ENV1
24" X 12"	PLS-ENV2



### CUSTOM DIRECTIONAL

Create your own custom laminate plastic signage using options shown on page 34-35. Minimum character requirements and font styles may apply.



### CUSTOM TEE MARKERS

We can create a custom plastic tee marker using a variety of manufacturing techniques and materials. Contact us with your ideas and we can develop conceptual artwork for your review.

**CALL FOR PRICING**

### CUSTOMIZE TO FIT YOUR NEEDS

Let us help you customize your design whatever the application may be. Full color product renderings will be provided for your review and approval on all projects. Combine any of the materials or options you see in our catalogue to create unique signs for your golf course or facilities.





Please Note: Larger signs require custom frame racks.

Introducing our custom printed sponsor signs! Elevate your golf course with personalized sponsor signs that showcase the support of your valued partners. Our high-quality signs are fully customizable, allowing you to prominently display sponsor logos, messages, and branding throughout the course. Whether it's sponsor signs, entrance signs, or directional signage our durable and weather-resistant materials ensure that your sponsors' messages remain vibrant. Enhance the sponsorship experience for your partners and create a professional, polished look for your golf course with our custom printed signs.



### PRINTED SPONSOR SIGNS

Printed sponsor signs are available in both 0.125" and 0.25" thickness and can be manufactured with reflective or non-reflective vinyl. Not sure what material to go with? Contact us to review your options. Use the chart on the following page to calculate pricing.



	ITEM#	THICKNESS	VINYL MATERIAL
<b>ONE SIDED PRINT</b>	PRINT-AP1-NR1	<b>1/8" (3mm)</b>	Non-Reflective
	PRINT-AP1-HIP1		Reflective HIP
	PRINT-AP1-DG1		Reflective DG
	PRINT-AP2-NR1	<b>1/4" (6mm)</b>	Non-Reflective
	PRINT-AP2-HIP1		Reflective HIP
	PRINT-AP2-DG1		Reflective DG
<b>TWO SIDED PRINT</b>	PRINT-AP1-NR2	<b>1/8" (3mm)</b>	Non-Reflective
	PRINT-AP1-HIP2		Reflective HIP
	PRINT-AP1-DG2		Reflective DG
	PRINT-AP2-NR2	<b>1/4" (6mm)</b>	Non-Reflective
	PRINT-AP2-HIP2		Reflective HIP
	PRINT-AP2-DG2		Reflective DG

Create custom signs of any shape and color. Max Metal substrates come in 0.125" or 0.25" thickness. They are lightweight, strong and can be custom cut to any shape. Graphics are printed on UV resistant vinyl making graphics last longer in outdoor environments.



Please Note: Larger signs require custom frame racks.



NON-REFLECTIVE



REFLECTIVE



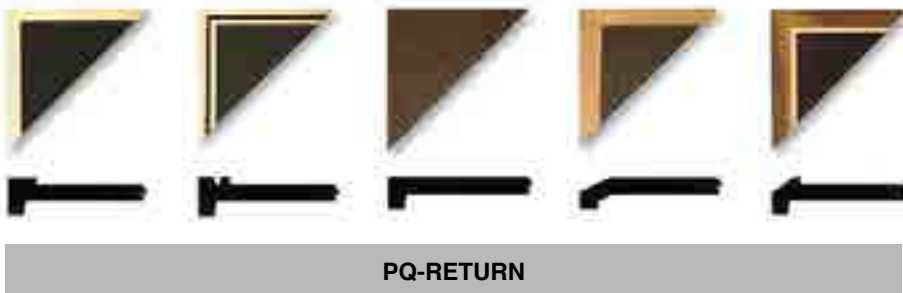



## RECOGNITION, DEDICATION, COMMEMORATION & IDENTIFICATION

We can cast your custom plaque in any size or shape required, please call us with your needs. Our designers will work with you to ensure your commemorative, memorial, or dedication plaque ideas become a reality. Not sure whether to go with a cast aluminum or custom bronze plaque? Each material has distinct characteristics and advantages. Please call our customer service department for assistance in determining which material will work best for your particular application.

## BACKGROUND TEXTURES

Choose from three background textures shown to the right. Pebble is our standard background texture and will be used if not specified otherwise. Additional charges may apply for Leatherette and Smooth texture options.



## BORDER STYLES

- A. Single Line
- B. Double Line
- C. No Border
- D. \*Beveled
- E. \*Single Line Beveled

\* Additional charges may apply

# CAST PLAQUE LOGO & PORTRAIT OPTIONS

## CUSTOM LOGO PAINTING

We can hand paint your logo for a small additional charge. Let us know the Pantone Colors you need to match and we will take care of the rest.



## BAS-RELIEF

Hand sculpted bust up to 7" height is cast separate and added to your plaque. Provides highlighted detail for rich dimensional tribute.

PRODUCT ID
BAS
ADDITIONAL LEAD TIME MAY APPLY



## METAL PHOTO

Your image applied to photo sensitive aluminum sheet. Available in both "silver-tone" & "gold-tone" to match your plaque. Recommended for extremely detailed art or photographs. Suitable for exterior applications.


PRODUCT ID
METAL PHOTO (UP TO SIZE 8"X10")



# CUSTOM PLAQUE PRICING

Customers are not charged for custom sizes or shapes. For a size not shown, use the next largest plaque size from the chart. The same applies for custom shapes. Simply take the length and width of the plaque you require and round up to the next available standard size.

● ECONOMY SIZES







NOTE: Image cast plaques are available, call for pricing



		●	●
		BRONZE PQBZ	ALUMINUM PQAL
	SIZE		
●	6 x 2		
	6 x 3		
	6 x 4		
	6 x 5		
	6 x 6		
	6 x 7		
	6 x 8		
	6 x 9		
	6 x 10		
●	6 x 12		
●	7 x 2		
	7 x 3		
	7 x 4		
	7 x 5		
	7 x 6		
	7 x 7		
	7 x 8		
	7 x 9		
	7 x 10		
	7 x 12		
●	8 x 2		
	8 x 3		
	8 x 4		
	8 x 5		
	8 x 6		
	8 x 7		
●	8 x 8		
	8 x 9		
●	8 x 10		
●	8 x 12		
	9 x 2		
	9 x 3		
	9 x 4		
	9 x 5		
	9 x 6		
	9 x 7		

# CUSTOM PLAQUE PRICING

		
SIZE	BRONZE <i>PQBZ</i>	ALUMINUM <i>PQAL</i>
9 x 8		
9 x 9		
9 x 10		
● 9 x 12		
10 x 2		
10 x 3		
10 x 4		
10 x 5		
10 x 6		
● 10 x 8		
● 10 x 10		
● 10 x 12		
12 x 2		
12 x 3		
12 x 4		
12 x 5		
● 12 x 6		
● 12 x 8		
● 12 x 9		
● 12 x 10		
● 12 x 12		
14 x 2		
14 x 4		
14 x 6		
14 x 8		
● 14 x 10		
● 14 x 12		
14 x 14		
● 15 x 10		
15 x 12		
16 x 2		
16 x 4		
16 x 6		
16 x 8		
● 16 x 10		
● 16 x 12		

		
SIZE	BRONZE <i>PQBZ</i>	ALUMINUM <i>PQAL</i>
16 x 14		
16 x 16		
18 x 2		
18 x 4		
18 x 6		
18 x 8		
18 x 10		
● 18 x 12		
18 x 14		
18 x 16		
● 18 x 18		
20 x 2		
20 x 4		
20 x 6		
20 x 8		
20 x 10		
● 20 x 12		
● 20 x 14		
● 20 x 16		
20 x 18		
20 x 20		
22 x 2		
22 x 4		
22 x 6		
22 x 8		
22 x 10		
22 x 12		
● 22 x 14		
● 22 x 16		
22 x 18		
22 x 20		
22 x 22		
24 x 2		
24 x 4		
24 x 6		
24 x 8		

● ECONOMY SIZES

# CUSTOM PLAQUE PRICING

SIZE	BRONZE <i>PQBZ</i>	ALUMINUM <i>PQAL</i>
24 x 10		
24 x 12		
24 x 14		
24 x 16		
24 x 18		
24 x 20		
24 x 22		
24 x 24		
26 x 2		
26 x 4		
26 x 6		
26 x 8		
26 x 10		
26 x 12		
26 x 14		
26 x 16		
26 x 18		
26 x 20		
26 x 22		
26 x 24		
26 x 26		
28 x 2		
28 x 4		
28 x 6		
28 x 8		
28 x 10		
28 x 12		
28 x 14		
28 x 16		
28 x 18		
28 x 20		
28 x 22		
28 x 24		
28 x 26		
28 x 28		
30 x 2		

SIZE	BRONZE <i>PQBZ</i>	ALUMINUM <i>PQAL</i>
30 x 4		
30 x 6		
30 x 8		
30 x 10		
30 x 12		
30 x 14		
30 x 16		
30 x 18		
30 x 20		
30 x 22		
30 x 24		
30 x 26		
30 x 28		
30 x 30		
32 x 2		
32 x 4		
32 x 6		
32 x 8		
32 x 10		
32 x 12		
32 x 14		
32 x 16		
32 x 18		
32 x 20		
32 x 22		
32 x 24		
32 x 26		
32 x 28		
32 x 30		
32 x 32		
34 x 2		
34 x 4		
34 x 6		
34 x 8		
34 x 10		
34 x 12		

● ECONOMY SIZES

# CUSTOM PLAQUE PRICING

SIZE	BRONZE <i>PQBZ</i>	ALUMINUM <i>PQAL</i>
34 x 14		
34 x 16		
34 x 18		
34 x 20		
34 x 22		
34 x 24		
34 x 26		
34 x 28		
34 x 30		
34 x 32		
34 x 34		
36 x 2		
36 x 4		
36 x 6		
36 x 8		
36 x 10		
36 x 12		
36 x 14		
36 x 16		
36 x 18		
36 x 20		
36 x 22		
36 x 24		
36 x 26		
36 x 28		
36 x 30		
36 x 32		
36 x 34		
36 x 36		

● ECONOMY SIZES





## ADD-PLATE PLAQUES & NAMEPLATES

Removable nameplates are a perfect way to add names and logos on new or existing plaques. Plaques can be designed to accommodate nameplates for future additions. Available in a variety of sizes, call us with your request and we can design a plaque to fit your needs.

**CALL FOR PRICING**

## NAME PLATES

All plaques up to 16 square inches are classified as “Name Plate” plaques. Please note, due to the handmade nature of these products, text height under 0.30” has the potential to loose readability - Plaque thickness is roughly 0.1875”.

<b>PRODUCT ID</b>
<b>NAME-PLATE-BZ</b>
<b>NAME-PLATE-AL</b>



## SPONSOR & STORY SIGNS

Have your tee signs tell a story, or even generate revenue! Displaying company logos or advertising below your tee sign is a great benefit for both courses and their sponsors. Recognition of important individuals or events within your organization can also be displayed for all patrons to see. Call us with your ideas and we can help your vision become a beautiful reality.

**MTG-SPONSOR**  
 INCLUDES SET OF 2 BRACKET CLIPS  
 SIGN PRICED SEPARATELY



## MEMORIAL AND COMMEMORATIVE

The game of golf is full of memorable moments and events. Cast bronze and aluminum plaques are the perfect way to mark a significant event in your organizations history.



## ONE OF A KIND PLAQUES

We are dedicated to making sure important events in the game of golf are preserved for years to come. Let us help you create a show piece that your organization is proud to display for years to come.



## DEDICATION PLAQUES

Create a lasting tribute for your event, building, individual or historic event with long lasting cast metal plaques. We can assist you through the design process including help choosing the material, size and layout that best fits your needs. Incorporate custom graphics, special fonts, logos or other memorable designs at no additional charge.

See pages 44-47 for pricing.



# MOUNTING STYLES



CONCEALED MOUNT WITH RETURN



CONCEALED MOUNT WITHOUT RETURN

## CONCEALED STUD

Plaque has a flat back or a return so sign will lay flat against surface. Threaded studs provided to mount.

**10-24 (2.5" length)**

*Available for concealed mount with and without return*

**1/4-20 (3.5" length)**

*Available for concealed mount with return*

**5/16-18 (3.5" length)**

*Available for concealed mount with return*

**NO CHARGE**

## ROCK MOUNTING



Plaque has (4) bosses located on back with (4) 3.5" length 1/4-20 fully threaded stainless steel studs provided to mount.

**NO CHARGE**


## SPONSOR SIGN / HANGING



Sponsors hang below existing sign using provided brackets and hardware. See page 48 for additional details on available mounting styles.

**SEE PAGE 48**

## EYE - BOLT



Two stainless steel eye-bolts are threaded into raised on back edge on sign. Eye-bolt size determined by size/weight of sign. Customer must specify "center-to-center" distance and placement on back of sign before approval. Standard is 1/4-20 eye-bolt.

**MTG-EYEBOLT**

\* See proof for additional details



## PANEL MOUNTING

Two holes drilled and tapped on back of plaque. Provided with: (2) 1" x 10-24 threaded studs, and (2) Nylock Nuts used to fasten the plaque from the backside of mounting panel. Advise thickness of panel so proper hardware can be sent.





**NO CHARGE**

## SCREW MOUNTING



Oval Head screws through the face of the sign into mounting surface. Screws painted to match sign background.

*Screw sizes below are to scale*

-  **#4 SCREW**  
Drill 0.1875" / Head 0.225" / Length 0.75"
-  **#6 SCREW**  
Drill 0.1875" / Head 0.279" / Length 0.75"
-  **#8 SCREW**  
Drill 0.25" / Head 0.332" / Length 1"
-  **#10 SCREW**  
Drill 0.25" / Head 0.385" / Length 1.55"

**NO CHARGE**



## IN-GROUND MOUNTING

Plaque has (x2) raised threaded bosses located on back and provided with 2.5" length 1/4-20 stainless steel studs.

**NO CHARGE**



### DIRECT MOUNT

Sign is fastened through post and threads into bosses on back of sign with provided stainless steel hardware.

*See post options on page 53.*  
*NOTE: If mounting to an existing post please inform us on post size and we can provide hardware.*  
*NOTE: If double-sided direct mounting is necessary riv nut hardware is required. This style mounting requires drilling both sides through the face (top and bottom) and (2) machine screws are provided with painted heads to match the sign background.*

**MTG-DM - NO CHARGE**




### DOUBLE POST

Used to mount larger size signs, similar to “Direct Mount” style. Posts come pre-drilled to match sign and include all required hardware

*See post options on page 53.*

**NO CHARGE**



### SIDE MOUNT

Aluminum “L-brackets” are secured to back of sign. Brackets are then secured to pre-drilled post using provided stainless steel hardware.

*Not available for double-sided sign.*


**MTG-SM**



### PODIUM MOUNT

Bosses are cast into the back of the plaque and match the angled mounting plate welded to post. Stainless steel mounting hardware provided. Specify post length when ordering, see page 53 for post options.

**MTG-PM**  
 DOES NOT INCLUDE POST

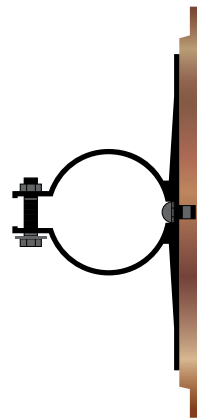


### HANGER ARM MOUNT

Aluminum arm is fastened to the back of sign and attached to post. Sign can mount off either side of post.

*Double sided mounting is available and requires 2 signs mounted back-to-back. Call for details and pricing.*

**MTG-HA**



### POST WRAP BRACKETS

Using extruded bracket sets, signs can wrap around existing 2.375”, 3”, 4” diameter posts. Includes a set of two brackets and all required hardware.

SIZE	PRODUCT ID
2.375"	Z-238
3"	Z-300
4"	Z-400



### COLLAR HANGER ARM

Our decorative wrap style hanger arm fits both 3" & 4" diameter posts. Available with a variety of options including dual mounted arms and hanging basket options. Collar is custom designed to compliment posts and bases, made of cast aluminum. Call us for more details and pricing.

**MTG-CL-3**  
DOES NOT INCLUDE POST

**MTG-CL-4**  
DOES NOT INCLUDE POST



### WELDED YARD ARM

Welded yard arm posts are custom built for your sign order. Arms are welded directly to post before powder coating and drilled so that signs can easily be attached with minimal assembly. Price does not include post, see page 53 for options.

**MTG-YA1**

# ALUMINUM POWDER COATED POSTS



**SQUARE**



**SMOOTH**



**FLUTED**

LENGTH	2" SQUARE	3" SQUARE	4" SQUARE	3" SMOOTH	4" SMOOTH	3" FLUTED	4" FLUTED
6'-0"	POST-SQ-22-06	POST-SQ-33-06	POST-SQ-44-06	POST-SM-0306	POST-SM-0406	POST-FL-0306	POST-FL-0406
7'-0"	POST-SQ-22-07	POST-SQ-33-07	POST-SQ-44-07	POST-SM-0307	POST-SM-0407	POST-FL-0307	POST-FL-0407
8'-0"	POST-SQ-22-08	POST-SQ-33-08	POST-SQ-44-08	POST-SM-0308	POST-SM-0408	POST-FL-0308	POST-FL-0408
CUSTOM-POSTS	PER FOOT	PER FOOT	PER FOOT	PER FOOT	PER FOOT	PER FOOT	PER FOOT

NOTE: Posts over 7' - 0" may require LTL freight - see our terms and conditions.

## DIRECT BURIAL POSTS



Design for use with concrete installation. We recommend 18" to 24" of post burial depth. Size and depth of concrete varies according to local soil conditions. Concrete foundations should extend above ground level and be larger in diameter than the base to prevent damage and to ensure finish will be protected for years to come.

See base options page 54.

## SURFACE MOUNT POSTS



Designed to be used when pole is mounted above grade and fastened with anchors or "J-bolts" in concrete.

**CALL FOR PRICING**



**COLONIAL**

SIZE	PRODUCT ID	SPECS
3"	BS-03B	HEIGHT: 31" FOOTPRINT: 12"
4"	BS-04B	HEIGHT: 30.5" FOOTPRINT: 12"
<b>SPLIT BASE</b>		



**STREETSCAPE**

SIZE	PRODUCT ID	SPECS
3"	BS-03A	HEIGHT: 32" FOOTPRINT: 12"
4"	BS-04A	HEIGHT: 32" FOOTPRINT: 12"
<b>SPLIT BASE</b>		



**MINI AMERICANA**

SIZE	PRODUCT ID	SPECS
3"	BS-03F	HEIGHT: 10" FOOTPRINT: 9"
4"	BS-04F	HEIGHT: 10" FOOTPRINT: 9"
<b>SOLID BASE</b>		



**LEGEND**

SIZE	PRODUCT ID	SPECS
3"	BS-03H	HEIGHT: 20" FOOTPRINT: 13"
4"	BS-04A	HEIGHT: 18.5" FOOTPRINT: 13"
<b>SOLID BASE</b>		



**HANOVER**

SIZE	PRODUCT ID	SPECS
3"	BS-03E	HEIGHT: 17.5" FOOTPRINT: 8"
<b>SOLID BASE</b>		



**CORINTHIAN**

SIZE	PRODUCT ID	SPECS
3"	BS-03C	HEIGHT: 24" FOOTPRINT: 7.5"
<b>SOLID BASE</b>		

# CAST ALUMINUM POST CAPS



## ACORN

SIZE	PRODUCT ID
3" DIAMETER	FN-0103
4" DIAMETER	FN-0104



## GLOBE

SIZE	PRODUCT ID
3" DIAMETER	FN-0203
4" DIAMETER	FN-0204



## BALL CAP

SIZE	PRODUCT ID
2" SQUARE	FN-1022
3" SQUARE	FN-1033
4" SQUARE	FN-1044



## PINECONE

SIZE	PRODUCT ID
3" DIAMETER	FN-TH01



## IMPERIAL

SIZE	PRODUCT ID
3" SQUARE	FN-1233
4" SQUARE	FN-1244



## NEWEL

SIZE	PRODUCT ID
2" SQUARE	FN-1122
3" SQUARE	FN-1133
4" SQUARE	FN-1144



## CORINTHIAN ROUND

SIZE	PRODUCT ID
3" DIAMETER	FN-TH07
4" DIAMETER	FN-TH08



## CORINTHIAN SQUARE

SIZE	PRODUCT ID
3" SQUARE	FN-TH09
4" SQUARE	FN-TH10



### OUR FINISHES...WHY THEY ARE THE BEST

We finish all of our products using the highest quality materials, equipment and processes in the industry. Unlike other companies, we do not keep our finishing techniques and materials a secret from the customer. We want our customers to know how products are being finished so they are comfortable in knowing they will receive the highest quality coatings available. Over the years we have perfected our process with help from Matthews Paint Company and PPG. Our signs and markers have undergone rigorous testing in scratch, solvent and salt spray testing facilities. We are confident you will not find a better coating system that allows for such a diverse selection of colors (Pantone Matching System) available in the sign and marker industry. We do it right, without cutting corners or using inferior coatings. Visit our website to learn all the details on how your signage is being finished, care and maintenance instructions and more.

Learn more about our finishes.



### 1-SHOT COLORS 1-Shot colors are for rolled raised areas and fill colors only.

 <b>FIRE RED</b> 102-L	 <b>POLAR WHITE</b> 103-L	 <b>METALLIC GOLD</b> 109-L	 <b>MEDIUM BROWN</b> 114-L	 <b>IVORY</b> 116-L
 <b>ORANGE</b> 124-L	 <b>PRIMROSE YELLOW</b> 130-L	 <b>SUBLIME GREEN</b> 141-L	 <b>EMERALD GREEN</b> 142-L	 <b>PROCESS GREEN</b> 143-L
 <b>MEDIUM GREEN</b> 144-L	 <b>DARK GREEN</b> 148-L	 <b>AQUA</b> 149-L	 <b>LIGHT BLUE</b> 152-L	 <b>PROCESS BLUE</b> 153-L
 <b>PEACOCK BLUE</b> 154-L	 <b>REFLEX BLUE</b> 155-L	 <b>METALLIC SILVER</b> 193-L	 <b>MEDIUM GRAY</b> 195-L	 <b>LETTERING BLACK</b> 199-L



## STANDARD BACKGROUND COLOR OPTIONS\*



Standard background colors are Matthews Paint Wet Coat finishes - these finishes can be used on all products except : posts, finials, bases, tee markers, HDPE, laser cut & max metal products.

IF combining multiple materials in the same order please refer to the corresponding powder coat (RAL and Prismatic Powders)



**JET BLACK**  
MATCHES RAL: BENGAL BLACK



**NATURAL WHITE**  
MATCHES RAL: BENGAL WHITE



**DURANGO GREY**  
MATCHES RAL: 7030



**BRUSHED ALUMINUM**  
MATCHES PP: ALLOY SILVER



**RICH BROWN**  
MATCHES RAL: 8016



**MEDIUM BRONZE**  
MATCHES PP: FORD ADOBE



**DARK BRONZE**  
MATCHES PP: STATUARY BRONZE



**TUCSON GOLD**  
MATCHES PP: GOLDTASTIC



**JONQUIL YELLOW**  
MATCHES RAL: 1018



**CANTERBURY CREAM**  
MATCHES RAL: 1015



**MEXICALI RED**  
MATCHES RAL: 3003



**CRIMSON RED**  
MATCHES RAL: 3020



**DEEP GREEN**  
MATCHES RAL: 6005



**MOSS GREEN**  
MATCHES RAL: 6010



**NAVY BLUE**  
MATCHES RAL: 5011



**CAPRI BLUE**  
MATCHES RAL: 5002



**AMERICAN BLUE**  
MATCHES RAL: 5005



**ELECTRIC BLUE**  
MATCHES RAL: 5015

\*RAL: TIGER Drylac Powder Coat.

\*PP: Prismatic Powder-typically has a more dynamic finish ie: sheen, sparkle, or fleck.

## NATURAL FINISH OPTIONS



Learn more about our finishes.

Creating a Natural Finishes requires an oxidation process and can used on bronze and aluminum plaques ONLY.



**ANTIQUE (BRONZE)**



**RAW BRONZE (BRONZE)**



**PEWTER (ALUMINUM)**

## RAISED SURFACE FINISH OPTIONS



**POLISHED BRONZE**



**POLISHED ALUMINUM**




**ROLLED RAISED COLOR**  
(SHOWN WITH 1-SHOT METALLIC GOLD)  
FOR OTHER ROLLED COLOR OPTIONS SEE 1-SHOT COLORS ON PAGE 56.

## STANDARD POWDER COAT COLOR OPTIONS\*

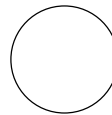


Standard Powder Coat Colors are to be used on: Posts, bases, finials, sign frames, laser cut products and tee markers only.

IF combining multiple materials in the same order please refer to the corresponding wet-coat.



**JET BLACK**  
Tiger Drylac Bengal Black



**NATURAL WHITE**  
Tiger Drylac Bengal White



**MOSS GREEN**  
Tiger Drylac RAL 6005



**SOFT RUBBED BRONZE**  
Prismatic powder UMB 1326



Check out our powder coat options.

DESCRIPTION	PRODUCT ID
SETUP CHARGE - ADD FOR EACH ADDITIONAL COLOR PER YARDAGE/FAIRWAY MARKER	MKR-COL
PANTONE MATCHING SYSTEM - COLOR MATCH*	PMS
POWDER COAT SMALL ITEM CHARGE - SPECIFY RAL COLOR TO BE USED	POWDER
SETUP CHARGE FOR "PRISMATIC" POWDER COAT FINISH	POWDER-PRISM
SETUP CHARGE FOR CUSTOM RAL POWDER COAT *SPECIFY RAL NUMBER WITH ORDER	POWDER-RAL

## BEFORE ORDERING OR REQUESTING A QUOTE...

---

We're eager to provide you with a quote and begin production on your custom cast products, however there are a few basic pieces of information we need first that will allow us to provide you with the fastest service and avoid costly mistakes. If you have questions, please give us a call at 800-705-1446

### PART NUMBER

You can find the part number in the "Product I.D." section on the product page. For custom products that are not listed in the catalog, please provide us with as much applicable information from the categories below to help us prepare an accurate proposal.

### SIZE

Let us know the exact or approximate dimensions of the product. If you are unsure what size is best, let us know and we can help. We will also advise you, during the quoting process, if there is a less expensive or alternative layout that may be usable.

### SETUP CHARGES

Some products require a setup charge before certain quantities have been met. See the product page for details or call our customer service department for pricing.

### SHAPE

Standard shape options are shown on the product page. Custom shapes are available for an additional charge. Call our design team to discuss options and pricing.

### LOGO

If you would like a logo on your sign, please provide us with the artwork and we can determine if the format is acceptable for proofing and production. Logo files must be in one of the following formats: PDF, black and white JPG, Illustrator, or EPS. Logos sent in other formats which require design time may result in additional charges.

### SIGN INFORMATION

What information will appear on the sign? Signs can have any number of different characters including text, logos, directional arrows, special characters and more. By providing us with this information at the time of the quote, we can determine what type of sign is best suited for displaying your desired information, and thus quote an accurate price.

### BACKGROUND COLOR

Refer to "Background Color Options" on page 57 to choose from the standard colors available. You can also request a custom color match for a small additional charge. Please provide Pantone color number(s) for custom color requests at the time of your quote.

### MATERIAL & RAISED FINISH

Cast aluminum and bronze signs have a raised finish option, see page 53. All raised areas can be either polished or painted with any of our standard background colors.

### MOUNTING STYLE

Advise which mounting style you prefer, see "Mounting Styles" on page 50-51. Depending on the type of product being ordered, several mounting options are available. If a custom mounting application is required, call us for details. Additional costs may be associated with creating a custom mounting assembly.

### SPECIAL INSTRUCTIONS

If you have a special request for the way your sign is to be manufactured, finished, or shipped, please let us know. All special instructions need to be noted when requesting a quote.

### OTHER HELPFUL THINGS TO INCLUDE:

- Drawings, artwork, hand drawn sketches, or photos of the product we are quoting
- Physical samples of the product you are trying to match or duplicate
- Appropriate contact information and delivery instructions (*Including: Name, phone number, shipping address, lift-gate, etc.*)
- Time sensitivity of the project
- Microsoft Excel or Word documents with listed sign information/yardages and marker requirements



**MULTI-FINISH COURSE DIRECTIONAL, ALUMINUM**

Shown in Deep Green with Polished Raised Areas (with custom fill colors)

SEE PAGE 10-13



**COURSE DIRECTIONAL, ALUMINUM**

Shown in Jet Black with Polished Raised Areas

SEE PAGE 11



**700 SERIES BALL WASHER**

Shown in Black

SEE PAGE 9


# GALLERY



## SINGLE POST MOUNTED TEE SIGN, BRONZE

Shown in Black/ Polished Raised Areas

SEE PAGES 8



## CUSTOM 3D TEE MARKER

Shown in Antique Rubbed Bronze

SEE PAGES 29



## CLASSIC BLADE TRIM

3" Fluted Post with Streetscapes Bases  
Gloss Black Powder Coat Finish


SEE QR CODE ABOVE



## LASER CUT TEE DIVIDER

Shown in Bengal White

SEE PAGE 31



**CUSTOM SPIKE TEE MARKER, ALUMINUM**

Shown in Black with Custom Finishing

SEE PAGE 29



**LASER CUT TEE MARKERS**

Shown in RAL 5005

SEE PAGES 30



**TEE SIGN, CLASSIC SERIES, BRONZE**

Shown in Black / Polished Raised Areas  
Concealed Stud Mounting

SEE PAGES 4-8



**VERTICAL WEDGE TEE MARKER, BRONZE**

Shown in Capri Blue / Polished Raised Areas

SEE PAGE 27



**TEE SIGN, SIGNATURE SERIES, ALUMINUM**

Shown in Black / Polished Raised Areas

SEE PAGES 4-8

# LEAD TIMES GUIDE

Lead time is the time from order approval (art has final approval and PO is submitted) to the time the product is ready to ship. It is important that the Purchase Order and Design Proof match. Please use the guide below for estimating lead time for projects that you are proposing to your clients. If you have questions or need to speak with our team, please call us at 1-800-705-1446

## 1 | TEE SIGNS AND PACKAGES



TEE SIGNS ONLY (QTY 1-6 PIECES)	4 WEEKS
SIGNATURE SERIES PACKAGE	5-6 WEEKS
CLASSIC SERIES PACKAGE	6-7 WEEKS
IMPERIAL SERIES PACKAGE	7-8 WEEKS
CUSTOM	CUSTOM PAINT, MOUNTING ETC +1-2 WEEKS

## 2 | DIRECTIONAL COURSE CONDITION, RANGE & CUSTOM PLAQUES



STANDARD DIRECTIONAL (p. 11-13)	QTY 1-10 : 3-4 WEEKS QTY 10+ : 5-6 WEEKS
MOBILE INFO (p.24-25)	QTY 1-10 : 3-4 WEEKS QTY 10+ : 5-6 WEEKS
PYRAMID MARKERS (p.24)	QTY 1-50 : 3-4 WEEKS QTY 50-180 : 5-6 WEEKS QTY 180-300 : 7-8 WEEKS  CUSTOM COLOR/ROLLED ADD 1-WEEK
PUTTING GREEN HEADS	5-6 WEEKS

<b>CUSTOM CAST PLAQUES &amp; NAMEPLATES</b>  **Includes: Sponsor Signs, Custom Directionals, Wayfinding, Custom Street Signs Application or casting	<b>SMALL:</b> 4 WEEKS (1-3 pc - Less than 120 sq inches)
	<b>MID RANGE:</b> 5 WEEKS (1-3 pc - 121-249 Sq inches)
	<b>LARGE:</b> 5-6 WEEKS* (1-3 pc - 250+ Sq inches)
	Cast plaques over 36"x36" may take 8 weeks depending on order requirements  *METAL PHOTOS: 6-8 WEEKS SEE PAGE 43

### 3 | IN-GROUND & LOGO MARKERS



STANDARD OR PATTERNS ON FILE (0-50 sq. inches)	20 or less : 4-5 WEEKS 21-80 pc : 5-6 WEEKS 81-150 pc : 6-7 WEEKS 151-200 pc : 7-8 WEEKS 200+ pc : 8+ WEEKS
STANDARD OR PATTERNS ON FILE (50+ sq inches)	10 or less : 4-5 WEEKS 11-30 pc : 5-6 WEEKS 31-60 pc : 6-7 WEEKS 60+ pc : 8+ WEEKS

### 4 | TEE MARKERS



STANDARD TEE MARKERS (OR PATTERNS ON FILE)	1-180 pc : 4-6 WEEKS 181-300 pc : 6-7 WEEKS 301+ pc : 8+ WEEKS
WEDGES & 3PC MARKERS	1-50 pc : 5 WEEKS 51-100 pc : 6 WEEKS 100+ pc : BASED ON JOB
LASER CUT TEE MARKERS	ANY QTY : 5 WEEKS
CUSTOM SHAPES & COLOR	ADD 1-2 WEEKS DEPENDING ON OVERALL SIZE/SHAPE/ COLOR OPTIONS

### 5 | POSTS, CAPS & BASES ONLY

STANDARD COLOR FINISH	0-10 : 2 WEEKS 11-20 : 3 WEEKS 21-40 : 4 WEEKS
-----------------------	--

### 6 | PLASTIC TEE SIGN PACKAGES (HDPE)

SIGNATURE PACKAGE	3-4 WEEKS
CLASSIC PACKAGE	5-6 WEEKS
IMPERIAL PACKAGE	5-6 WEEKS

SEE PAGES: 34-35

## OTHER FACTORS

#### CUSTOM OR MULTI COLOR

Add 1 or more weeks for production

#### EXTENSIVE PATTERN REQUIREMENTS

If we don't have a pattern on file for a repeat job at least 2 weeks will need to be added to create the pattern

#### \*VENDOR RELATED DELAYS

For custom materials that are not in stock, such as custom textured powder coatings, custom cast add-ons (metal photos, bas relief) and furnishings, please contact us for lead times.



**2350 SOUTH GETTY STREET  
MUSKEGON, MI 49444**

**1-800-705-1446**

**WWW.MAJORMARKERS.COM**

SOLD THROUGH AUTHORIZED DEALERS

